

# Principal S&P Ethical Asia Pacific Dividend ETF

31 March 2022

## Fund Objective

To achieve investment results that, before expenses, closely correspond to the performance of the S&P Ethical Pan Asia Select Dividend Opportunities Index

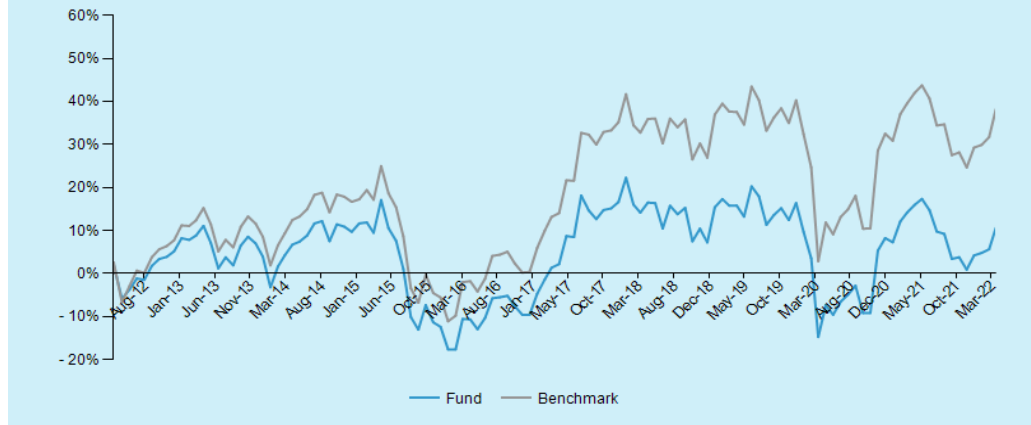
Currency: USD ISIN Code: SG2E57979584

Bloomberg Ticker: CIMBDVD SP

## Fund Information

Location	Singapore Exchange Securities Trading Ltd
Domicile	Singapore
Fund Currency	Primary currency: US dollars (US\$); and Secondary currency: Singapore dollars (S\$)
Fund Size (USD)	USD 18.88 million
Fund Unit	24.50 million units
Fund Launch	8 March 2012
Benchmark	S&P Ethical Pan Asia Select Dividend Opportunities Index
Management Fee	0.65% of NAV p.a
Unit NAV (USD)	USD 0.7705

## Fund Performance



Past performance does not guarantee future results. Asset allocation and diversification do not ensure a profit or protect against a loss.

## Cumulative Performance (%)

	YTD	1 Month	3 Months	6 Months	1-Year	3-Year	5-Year	Since Inception
Fund	6.21	4.76	6.21	7.03	-3.06	-4.42	9.21	10.65
Benchmark	6.93	4.96	6.93	8.41	-0.94	0.42	22.17	38.21

## Most Recent Fund Distributions

	2020 Oct	2019 Oct	2018 Oct	2017 Oct	2016 Oct	2015 Oct
Gross (Cent/Unit)	2.80	3.30	3.40	3.10	3.10	4.20
Annualised Yield (%)	4.14	3.82	3.79	3.30	3.80	4.78

Note: March 2012 to March 2022.

Performance data represents the combined income & capital return as a result of holding units in the fund for the specified length of time, based on bid to bid prices. Earnings are assumed to be reinvested.

Annualised yield is calculated as the most recent monthly dividend distribution multiplied by the Fund's dividend frequency and divided by the latest NAV.

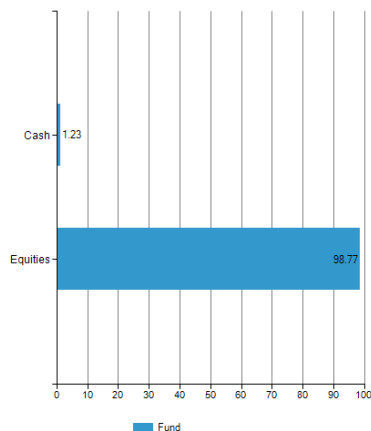
Source : Lipper

## Top 10 Holdings

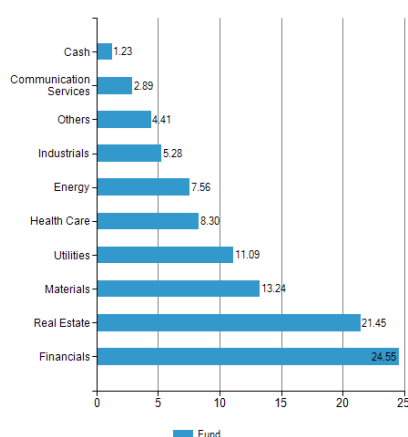
	Country	% of net assets
CHINA SHENHUA ENERGY CO-H	CHINA	5.68
FORTESCUE METALS GROUP LTD	MALAYSIA	5.05
BHP GROUP LTD	AUSTRALIA	4.29
TOP GLOVE CORP BHD	MALAYSIA	4.19
HARTALEGA HOLDINGS BHD	AUSTRALIA	4.11
RIO TINTO LTD	AUSTRALIA	3.90
AURIZON HOLDINGS LTD	AUSTRALIA	3.44
HKT TRUST AND HKT LTD-SS	HK, CHINA	2.89
NEW WORLD DEVELOPMENT	HK, CHINA	2.88
COUNTRY GARDEN HOLDINGS CO	CHINA	2.80

The holdings listed do not constitute a recommendation to purchase or sell a particular security. Cash and/or derivative positions that are not part of the core investment strategy will not be reflected in the top holdings list.

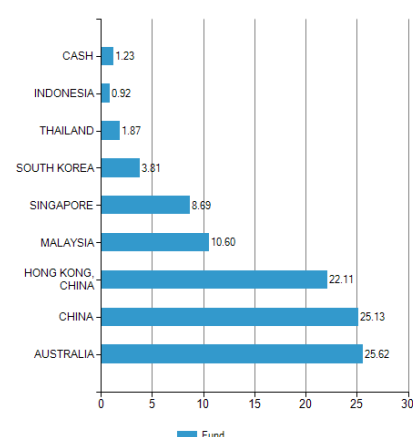
## Asset Allocation (%)



## Sector Allocation (%)



## Regional Allocation (%)



Source: Factset. Fund holdings and allocations shown are unaudited and may not be representative of current or future investments. Percentages may not add up to 100% due to rounding and/or inclusion or exclusion of cash will not be reflected in the top holdings list.

## Disclaimer

The Manager of the Principal S&P Ethical Asia Pacific Dividend ETF (the "Fund") is Principal Asset Management (S) Pte. Ltd. (Company Registration Number 200607208K). Investors may obtain a copy of the prospectus from the Manager at 50 Raffles Place, # 22-03A Singapore Land Tower, Singapore 048623 or at [www.cimbetf.com](http://www.cimbetf.com). Investors should read the prospectus before deciding to purchase any units in the Fund ("Units"). The listing of the Units does not guarantee a liquid market for the Units. The value of the Units and the income derived from them, if any, may fall as well as rise. Past performances of the Fund, the Manager or the S & P Ethical Pan Asia Select Dividend Opportunities Index are not necessarily indicative of their future performance.

## S&amp;P Dow Jones Indices Disclaimer

© S&P Dow Jones Indices LLC, a part of McGraw Hill Financial 2016. All rights reserved. Standard & Poor's and S&P are registered trademarks of Standard & Poor's Financial Services LLC ("S&P"), a part of McGraw Hill Financial. Dow Jones is a registered trademark of Dow Jones Trademark Holdings LLC ("Dow Jones"). Trademarks have been licensed to S&P Dow Jones Indices LLC. Redistribution, reproduction and/or photocopying in whole or in part are prohibited without written permission. This document does not constitute an offer of services in jurisdictions where S&P Dow Jones Indices LLC, Dow Jones, S&P or their respective affiliates (collectively "S&P Dow Jones Indices") do not have the necessary licenses. All information provided by S&P Dow Jones Indices is impersonal and not tailored to the needs of any person, entity or group of persons. S&P Dow Jones Indices receives compensation in connection with licensing its indices to third parties. Past performance of an index is not a guarantee of future results.

It is not possible to invest directly in an index. Exposure to an asset class represented by an index is available through investable instruments based on that index. S&P Dow Jones Indices does not sponsor, endorse, sell, promote or manage any investment fund or other investment vehicle that is offered by third parties and that seeks to provide an investment return based on the performance of any index. S&P Dow Jones Indices makes no assurance that investment products based on the index will accurately track index performance or provide positive investment returns. S&P Dow Jones Indices LLC is not an investment advisor, and S&P Dow Jones Indices makes no representation regarding the advisability of investing in any such investment fund or other investment vehicle. A decision to invest in any such investment fund or other investment vehicle should not be made in reliance on any of the statements set forth in this document. Prospective investors are advised to make an investment in any such fund or other vehicle only after carefully considering the risks associated with investing in such funds, as detailed in an offering memorandum or similar document that is prepared by or on behalf of the issuer of the investment fund or other vehicle. Inclusion of a security within an index is not a recommendation by S & P Dow Jones Indices to buy, sell, or hold such security, nor is it considered to be investment advice.

Affiliates of S&P Dow Jones Indices LLC may receive compensation for its ratings and certain credit-related analyses, normally from issuers or underwriters of securities or from obligors. Such affiliates of S&P Dow Jones Indices LLC reserve the right to disseminate its opinions and analyses. Public ratings and analyses from S&P Ratings Services are made available on its Web sites, [www.standardpoors.com](http://www.standardpoors.com) (free of charge), and [www.ratingsdirect.com](http://www.ratingsdirect.com) and [www.globalcreditportal.com](http://www.globalcreditportal.com) (subscription), and may be distributed through other means, including via S&P Rating Services publications and third-party redistributors. Additional information about our ratings fees is available at [www.standardpoors.com/usratingfees](http://www.standardpoors.com/usratingfees).

S&P, S&P INDICES, and STANDARD & POOR'S are registered trademarks of Standard & Poor's Financial Services LLC

**Carefully consider a fund's objective, risks, charges and expenses.**

**Visit [www.principal.com.my](http://www.principal.com.my) for a prospectus containing this and other information. Please read it carefully before investing.**

Principal Asset Management (S) Pte Ltd

50, Raffles Place #22-03A Singapore Land Tower Singapore 048623

Tel: (65) 6210 8488, Fax: (65) 6210 8489, Website: [www.principal.com.sg](http://www.principal.com.sg)