

Principal Malaysia Titans Plus Fund - Class SGD

31 August 2022

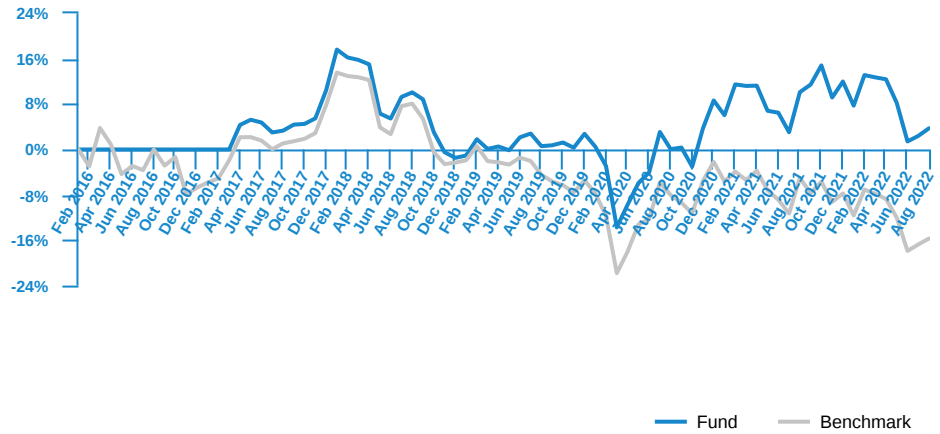
Fund Objective

The Fund seeks to achieve maximum capital appreciation over the long term through all types of investments. The Fund may invest at least 70% of its NAV in equities and up to 28% of the Fund's NAV in other permissible investments. In line with its objective, the investment policy and strategy of the Fund will focus on investment in shares of companies with growth potential. Generally, the Fund will invest primarily in large capitalization companies listed on the main market of Bursa Malaysia. The Fund may also invest in ACE market to provide better return.

Fund Information

ISIN Code	MYU1001F1007
Lipper ID	68336993
Bloomberg Ticker	CIMMYES MK
Domicile	Malaysia
Currency	SGD
Base Currency	MYR
Fund Inception	18 Feb 2016
Benchmark	FTSE Bursa Malaysia Top 100 Index
Application Fee	Currently up to 5%
Management Fee	Up to 1.5% p.a.
Trustee Fee	Up to 0.05% p.a.
Fund Size (SGD)	SGD 83.72 thousand
Fund Unit	0.10 million units
NAV per unit (As at 30 Aug 2022)	SGD 0.8694

Fund Performance



Past performance does not guarantee future results. Asset allocation and diversification do not ensure a profit or protect against a loss.

Cumulative Performance (%)								
	YTD	1M	3M	6M	1Y	3Y	5Y	Since Inception
Fund	-7.36	1.32	-4.12	-8.29	-5.78	3.14	0.41	3.74
Benchmark	-8.62	1.25	-4.19	-9.29	-11.25	-11.76	-16.60	-14.76

Calendar Year Returns (%)							
	2021	2020	2019	2018	2017	2016	
Fund	3.07	5.74	4.30	-10.78	10.42	N/A	
Benchmark	-5.68	3.44	-3.20	-9.39	15.60	N/A	

Most Recent Fund Distributions						
			2021 Oct	2020 Oct	2019 Oct	2018 Oct
Gross (cent/unit)			4.35	4.63	7.44	0.33
Annualised Yield (%)			4.53	5.10	7.43	0.32

Note: February 2016 to August 2022.

Performance data represents the combined income & capital return as a result of holding units in the fund for the specified length of time, based on bid to bid prices. Earnings are assumed to be reinvested.

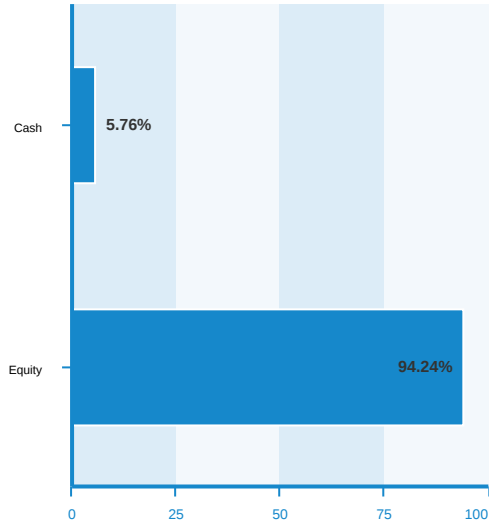
Annualised yield is calculated as the most recent monthly dividend distribution multiplied by the Fund's dividend frequency and divided by the latest NAV.

Source : Lipper

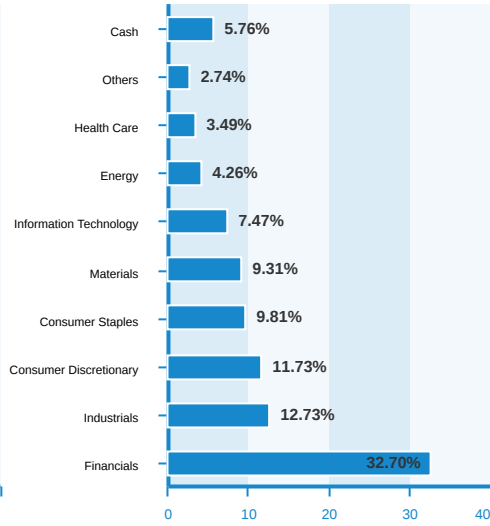
Top Holdings	Country	% of Net Assets	Fund Risk Statistics	
Malayan Banking Bhd	Malaysia	9.80	Beta	0.96
CIMB Group Holdings Bhd	Malaysia	8.13	Information Ratio	0.37
Public Bank Bhd	Malaysia	5.39	Sharpe Ratio	0.00
Genting Malaysia Bhd	Malaysia	5.30	(3 years monthly data)	
Petronas Chemicals Group Bhd	Malaysia	5.08		
Genting Bhd	Malaysia	4.44		
Press Metal Aluminium Holdings Bhd	Malaysia	4.23		
Hong Leong Bank Bhd	Malaysia	4.04		
Sime Darby Plantation Bhd	Malaysia	3.69		
Kuala Lumpur Kepong Bhd	Malaysia	3.58		

The holdings listed do not constitute a recommendation to purchase or sell a particular security. Cash and/or derivative positions that are not part of the core investment strategy will not be reflected in the top holdings list.

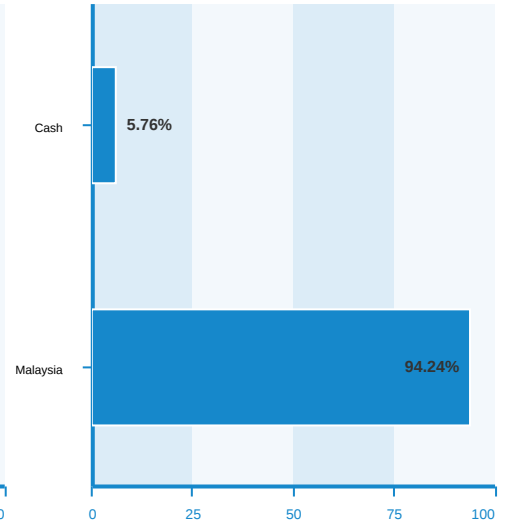
Asset Allocation (%)



Sector Allocation (%)



Regional Allocation (%)



Source: Factset. Fund holdings and allocations shown are unaudited and may not be representative of current or future investments. Percentages may not add up to 100% due to rounding and/or inclusion or exclusion of cash will not be reflected in the top holdings list.

The Manager of the Principal Malaysia Titans Plus Fund (formerly known as CIMB-Principal Malaysia Equity Fund) is Principal Asset Management Berhad. The Manager has appointed Principal Asset Management (S) Pte. Ltd. (Company Registration No. 200607208K) as its Singapore Representative and agent for service of process in Singapore. Copies of the prospectus are available from the Singapore Representative at 50 Raffles Place, #22-03A Singapore Land Tower, Singapore 048623 or at www.principal.com.sg. Investors should read the prospectus before deciding to purchase any units in the Fund ("Units"). The listing of the Units does not guarantee a liquid market for the Units. The value of the Units and the income derived from them, if any, may fall as well as rise. Past performances of the Fund, the Manager are not necessarily indicative of their future performance. The information contained herein is for your general information only and does not have any regard to your specific investment objectives, financial situation and any of your particular needs. You may wish to seek advice from a financial adviser before making a commitment to purchase Units. If you choose not to seek advice from a financial adviser, you should consider whether the Fund is suitable for you. Although the information contained herein has been taken from sources that are believed to be accurate, no warranty or representation is made as to its correctness, completeness or accuracy. The Manager accepts no liability whatsoever for any direct, indirect or consequential loss arising from any use or reliance of the information herein.

Carefully consider a fund's objective, risks, charges and expenses.

Visit www.principal.com.my for a prospectus containing this and other information. Please read it carefully before investing.