

Principal FTSE Asean 40 USD

31 July 2023

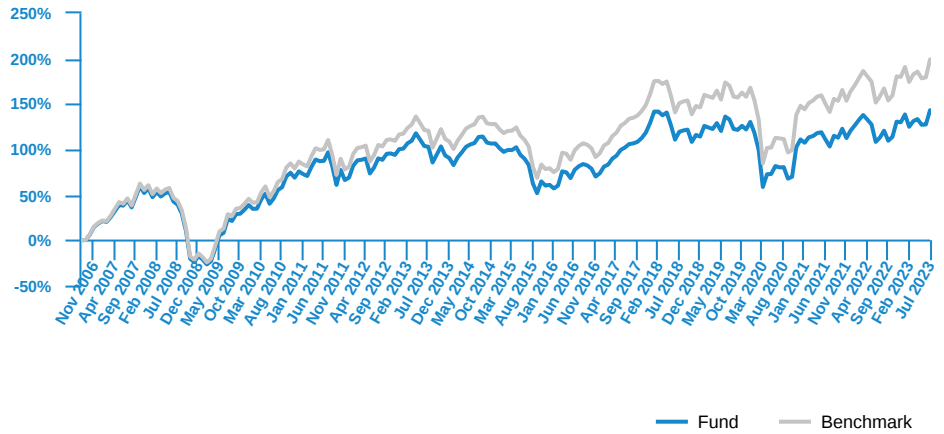
Fund Objective

The investment objective of the Fund is to provide investment results that, before expenses, closely correspond to the performance of the FTSE/ASEAN 40 Index (the Index). The Index is maintained by FTSE and represents the 40 largest companies (ranked by market capitalisation) listed on the stock exchanges of Indonesia, Thailand, Malaysia, Singapore and the Philippines.

Fund Information

ISIN Code	SG1T81931787
Lipper ID	65023521
Bloomberg Ticker	ASEAN SP
Domicile	Singapore
Currency	USD
Base Currency	USD
Fund Inception	21 Sep 2006
Benchmark	FTSE ASEAN 40 Index
Application Fee	N/A
Management Fee	0.65% of NAV p.a.
Trustee Fee	N/A
Fund Size (USD)	USD 7.75 million
Fund Unit	0.87 million units
NAV per unit (As at 31 Jul 2023)	USD 8.9070

Fund Performance



Past performance does not guarantee future results. Asset allocation and diversification do not ensure a profit or protect against a loss.

Cumulative Performance (%)								
	YTD	1M	3M	6M	1Y	3Y	5Y	Since Inception
Fund	5.81	6.94	4.21	1.97	14.18	35.00	10.87	143.32
Benchmark	6.92	7.11	4.73	2.90	15.81	41.05	19.26	199.32

Calendar Year Returns (%)							
	2022	2021	2020	2019	2018	2017	
Fund	4.13	4.64	-8.39	7.54	-6.39	31.71	
Benchmark	5.95	6.46	-7.41	8.81	-5.47	33.03	

Most Recent Fund Distributions						
	2023 May	2022 Apr	2021 Apr	2020 Apr	2019 Apr	2018 Apr
Gross (cent/unit)	34.00	31.00	33.00	30.00	36.00	38.00
Annualised Yield (%)	4.09	3.49	3.73	4.46	3.69	3.53

Note: September 2006 to July 2023.

Performance data represents the combined income & capital return as a result of holding units in the fund for the specified length of time, based on bid to bid prices. Earnings are assumed to be reinvested.

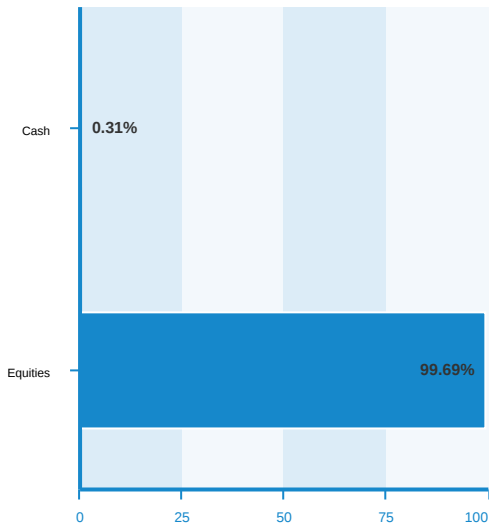
Annualised yield is calculated as the most recent monthly dividend distribution multiplied by the Fund's dividend frequency and divided by the latest NAV.

Source : Lipper

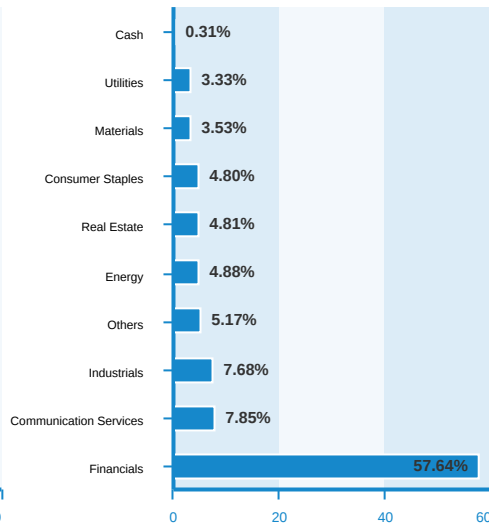
Top Holdings	Country	% of Net Assets	Fund Risk Statistics	
DBS Group Holdings	Singapore	10.84	Beta	0.99
Overseas Chinese Banking Corp	Singapore	8.14	Information Ratio	-0.72
Bank Central Asia	Indonesia	7.78	Sharpe Ratio	0.15
United Overseas Bank	Singapore	6.37	(3 years monthly data)	
Bank Rakyat Indonesia	Indonesia	6.10		
Bank Mandiri	Indonesia	3.90		
Singapore Telecommunications	Singapore	3.49		
Malayan Banking	Malaysia	3.43		
PTT	Thailand	3.39		
Public Bank	Malaysia	3.05		

The holdings listed do not constitute a recommendation to purchase or sell a particular security. Any repeated issuer shown means same issuer with different coupon rate and/or maturity date. Cash and/or derivative positions that are not part of the core investment strategy will not be reflected in the top holdings list.

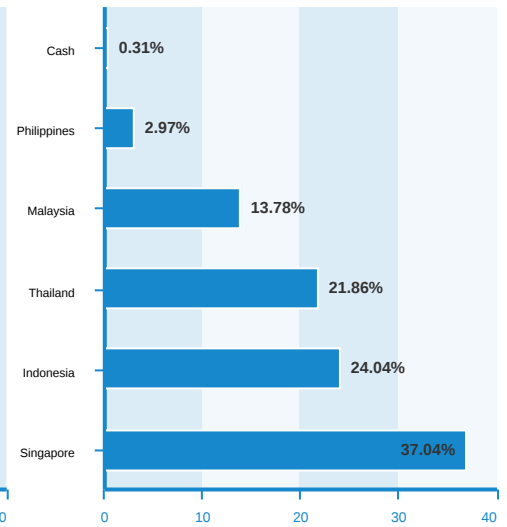
Asset Allocation (%)



Sector Allocation (%)



Regional Allocation (%)



Fund holdings and allocations shown are unaudited and may not be representative of current or future investments. Percentages may not add up to 100% due to rounding and/or inclusion or exclusion of cash will not be reflected in the top holdings list.

Disclaimer: The Manager of the Principal FTSE ASEAN 40 is Principal Asset Management (S) Pte. Ltd. (Company Registration Number 200607208K). Copies of the prospectus are available from the Manager at 50 Raffles Place, #22-03A Singapore Land Tower, Singapore 048623 or at www.cimbtf.com. Investors should read the prospectus before deciding to purchase any units in the Fund ("Units"). The listing of the Units does not guarantee a liquid market for the Units. The value of the Units and the income derived from them, if any, may fall as well as rise. Past performances of the Fund, the Manager, or the FTSE /ASEAN 40 Index ("Index") are not necessarily indicative of their future performance. The information contained herein is for your general information only and does not have any regard to your specific investment objectives, financial situation and any of your particular needs. You may wish to seek advice from a financial adviser before making a commitment to purchase Units. If you choose not to seek advice from a financial adviser, you should consider whether the Fund is suitable for you. Although the information contained herein has been taken from sources that are believed to be accurate, no warranty or representation is made as to its correctness, completeness or accuracy. The Manager accept no liability whatsoever for any direct, indirect or consequential loss arising from any use or reliance of the information herein. FTSE Disclaimer: © 2015 London Stock Exchange Group companies. London Stock Exchange Group companies includes FTSE International Limited ("FTSE"). All rights reserved. "FTSE®" and other service marks and trademarks related to the FTSE indices are trademarks of the London Stock Exchange Group companies and are used by FTSE under license. All information in relation to the FTSE/ASEAN 40 is provided for information purposes only. No responsibility or liability can be accepted by the London Stock Exchange Group companies nor its licensors for any errors or for any loss from use of the FTSE/ASEAN 40. Neither the London Stock Exchange Group companies nor any of their licensors make any claim, prediction, warranty or representation whatsoever, expressly or impliedly, either as to the results to be obtained from the use of the FTSE /ASEAN 40 or the fitness or suitability of the FTSE/ASEAN 40 for any particular purpose to which it might be put. The London Stock Exchange Group companies do not provide investment advice and nothing in this document should be taken as constituting financial or investment advice. The London Stock Exchange Group companies make no representation regarding the advisability of investing in any asset. A decision to invest in any such asset should not be made in reliance on any information herein. Indices cannot be invested in directly. Inclusion of an asset in an index is not a recommendation to buy, sell or hold that asset. The general information contained in this publication should not be acted upon without obtaining specific legal, tax, and investment advice from a licensed professional. No part of the information relating to the FTSE/ASEAN 40 may be reproduced, stored in a retrieval system or transmitted in any form or by any means, electronic, mechanical, photocopying, recording or otherwise, without prior written permission of the London Stock Exchange Group companies. Distribution of the London Stock Exchange Group companies' index values and the use of their indices to create financial products require a license with FTSE and /or its licensors. Past performance is no guarantee of future results. Any charts and graphs provided are for illustrative purposes only. Index returns shown may not represent the results of the actual trading of investable assets. FTSE does not sponsor, endorse or promote this Fund and is not in any way connected to it and does not accept any liability in relation to its issue, operation and trading.

Carefully consider a fund's objective, risks, charges and expenses.

Visit www.principal.com.my for a prospectus containing this and other information. Please read it carefully before investing.