

Principal FTSE ASEAN 40 (formerly known as CIMB FTSE ASEAN 40 Singapore)

30 April 2021

Fund Objective

An Exchange-Traded Fund that tracks the FTSE/ASEAN 40 Index which represents the top 40 securities (by market capitalization) in Singapore, Malaysia, Indonesia, Thailand and the Philippines.

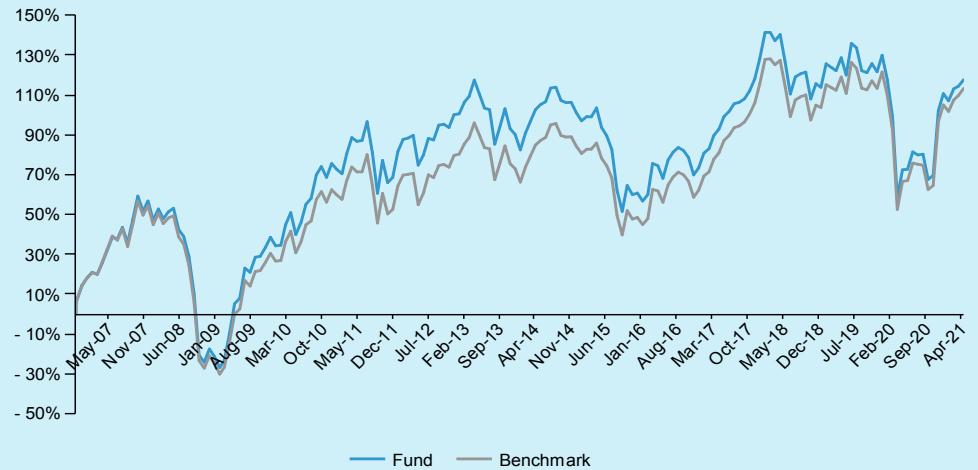
Currency: USD ISIN Code: SG1T81931787

Bloomberg Ticker: ASEAN SP

Fund Information

Location	Singapore Exchange Securities Trading Ltd
Domicile	Singapore
Fund Currency	Primary currency: US dollars (US\$); and Secondary currency: Singapore dollars (S\$)
Fund Size (USD)	USD 8.59 million
Fund Unit	1.00 million units
Fund Launch	21 September 2006
Benchmark	FTSE/ASEAN 40 Index
Management Fee	0.65% of NAV p.a.
Unit NAV (USD)	USD 8.5950

Fund Performance



Past performance does not guarantee future results. Asset allocation and diversification do not ensure a profit or protect against a loss.

Cumulative Performance (%)

	YTD	1 Month	3 Months	6 Months	1-Year	3-Year	5-Year	Since Inception
Fund	3.32	1.52	5.12	28.32	26.27	-9.43	24.78	117.67
Benchmark	4.07	1.70	5.75	29.60	28.06	-6.15	31.85	113.32

Most Recent Fund Distributions

	2021 Apr	2020 Apr	2019 Apr	2017 Apr	2016 Apr	2015 Apr
Gross (Cent/Unit)	33.00	30.00	36.00	35.00	35.00	35.00
Annualised Yield (%)	3.73	4.46	3.69	3.86	3.99	3.41

Note: September 2006 to April 2021.

Performance data represents the combined income & capital return as a result of holding units in the fund for the specified length of time, based on bid to bid prices. Earnings are assumed to be reinvested.

Annualised yield is calculated as the most recent monthly dividend distribution multiplied by the Fund's dividend frequency and divided by the latest NAV.

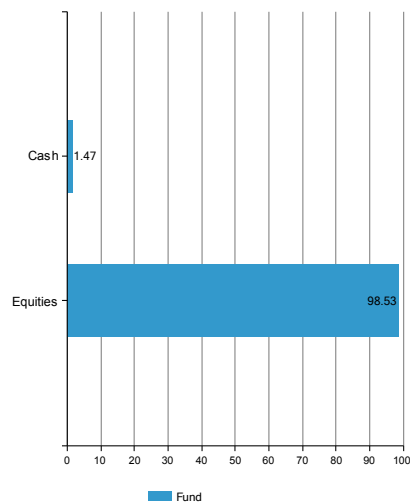
Source : Lipper

Top 10 Holdings

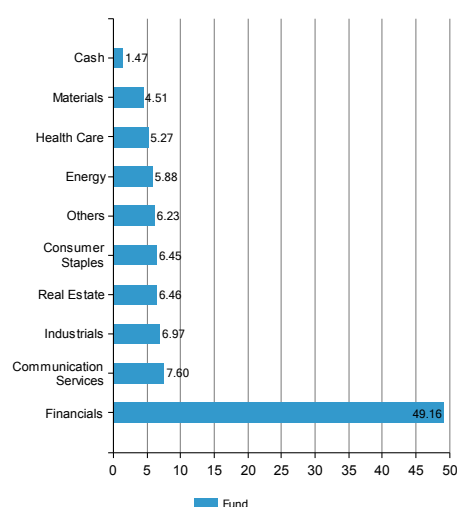
	Country	% of net assets
DBS Group Holdings	SINGAPORE	10.00
Overseas Chinese Banking	SINGAPORE	7.99
United Overseas Bank	SINGAPORE	6.39
Bank Central Asia	INDONESIA	5.31
PTT	THAILAND	4.56
Public Bank	MALAYSIA	3.90
Bank Rakyat Indonesia	INDONESIA	3.68
Singapore Telecommunications	SINGAPORE	3.52
Siam Cement	THAILAND	3.11
Malayan Banking	MALAYSIA	2.99

The holdings listed do not constitute a recommendation to purchase or sell a particular security. Cash and/or derivative positions that are not part of the core investment strategy will not be reflected in the top holdings list.

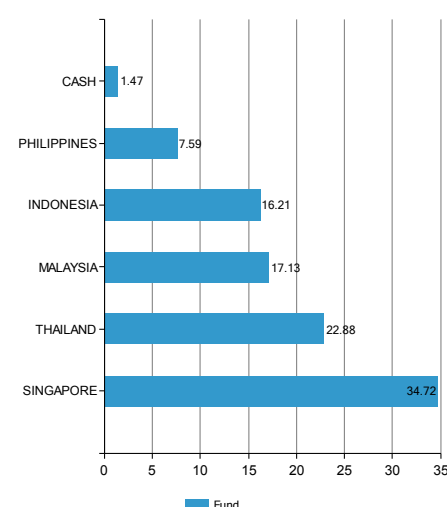
Asset Allocation (%)



Sector Allocation (%)



Regional Allocation (%)



Source: Factset. Fund holdings and allocations shown are unaudited and may not be representative of current or future investments. Percentages may not add up to 100% due to rounding and/or inclusion or exclusion of cash will not be reflected in the top holdings list.

Disclaimer:

The Manager of the Principal FTSE ASEAN 40 (formerly known as CIMB FTSE ASEAN 40) is Principal Asset Management (S) Pte. Ltd. (Company Registration Number 200607208K). Copies of the prospectus are available from the Manager at 50 Raffles Place, #22-03A Singapore Land Tower, Singapore 048623 or at www.cimbftf.com. Investors should read the prospectus before deciding to purchase any units in the Fund ("Units"). The listing of the Units does not guarantee a liquid market for the Units. The value of the Units and the income derived from them, if any, may fall as well as rise. Past performances of the Fund, the Manager, or the FTSE /ASEAN 40 Index ("Index") are not necessarily indicative of their future performance. The information contained herein is for your general information only and does not have any regard to your specific investment objectives, financial situation and any of your particular needs. You may wish to seek advice from a financial adviser before making a commitment to purchase Units. If you choose not to seek advice from a financial adviser, you should consider whether the Fund is suitable for you.

Although the information contained herein has been taken from sources that are believed to be accurate, no warranty or representation is made as to its correctness, completeness or accuracy. The Manager accept no liability whatsoever for any direct, indirect or consequential loss arising from any use or reliance of the information herein.

FTSE Disclaimer

© 2015 London Stock Exchange Group companies. London Stock Exchange Group companies includes FTSE International Limited ("FTSE"). All rights reserved. "FTSE®" and other service marks and trademarks related to the FTSE indices are trade marks of the London Stock Exchange Group companies and are used by FTSE under licence. All information in relation to the FTSE/ASEAN 40 is provided for information purposes only. No responsibility or liability can be accepted by the London Stock Exchange Group companies nor its licensors for any errors or for any loss from use of the FTSE/ASEAN 40.

Neither the London Stock Exchange Group companies nor any of their licensors make any claim, prediction, warranty or representation whatsoever, expressly or impliedly, either as to the results to be obtained from the use of the FTSE/ASEAN 40 or the fitness or suitability of the FTSE/ASEAN 40 for any particular purpose to which it might be put. The London Stock Exchange Group companies do not provide investment advice and nothing in this document should be taken as constituting financial or investment advice. The London Stock Exchange Group companies make no representation regarding the advisability of investing in any asset. A decision to invest in any such asset should not be made in reliance on any information herein. Indices cannot be invested in directly. Inclusion of an asset in an index is not a recommendation to buy, sell or hold that asset. The general information contained in this publication should not be acted upon without obtaining specific legal, tax, and investment advice from a licensed professional. No part of the information relating to the FTSE/ASEAN 40 may be reproduced, stored in a retrieval system or transmitted in any form or by any means, electronic, mechanical, photocopying, recording or otherwise, without prior written permission of the London Stock Exchange Group companies. Distribution of the London Stock Exchange Group companies' index values and the use of their indices to create financial products require a licence with FTSE and /or its licensors.

Past performance is no guarantee of future results. Any charts and graphs provided are for illustrative purposes only. Index returns shown may not represent the results of the actual trading of investable assets. FTSE does not sponsor, endorse or promote this Fund and is not in any way connected to it and does not accept any liability in relation to its issue, operation and trading.

Carefully consider a fund's objective, risks, charges and expenses.

Visit www.principal.com.my for a prospectus containing this and other information. Please read it carefully before investing.

Principal Asset Management Berhad

10th Floor, Bangunan CIMB, Jalan Semantan Damansara Heights, 50490 Kuala Lumpur.

Tel: (603) 2084 8888 Fax: (603) 2084 8899 Website: www.principal.com.my